

Waste Data Reporting

Nick Fayers

Divisional Energy and Environmental Manager

Nottinghamshire Healthcare NHS Foundation Trust

Nick.fayers@nottshc.nhs.uk

LEARNING DISABILITY	15,454	23.2920	18,333	18.3000	68,875	61,987
MENTAL HEALTH AND LEARNING DISABILITY	10,701	26.0500	45,019	27.4169	119,614	0
ACUTE - MEDIUM	177,913	521.0100	0	0.0000	55,421	35,886
ACUTE - SPECIALIST	41,000	137.7080	5,918	12.5930	15,824	2,808
ACUTE - TEACHING	423,796	1,436.3900	102,297	218.2500	161,128	56,210
MENTAL HEALTH AND LEARNING DISABILITY	25,742	46.7600	5,358	4.3000	56,330	10,680
AMBULANCE	93,000	853.7000	0	0.0000	90,000	48,000
ACUTE - TEACHING	506,925	989.8079	566,744	348.5297	267,857	182,774
MENTAL HEALTH AND LEARNING DISABILITY	3,466	3.1450	10,534	3.1800	24,966	25,246
MENTAL HEALTH AND LEARNING DISABILITY	1,000	1.0000	1,000	1.0000	43,9860	114,481
ACUTE - SPECIALIST	320,000	581.0000	2,500	2.3000	220,000	62,900
MENTAL HEALTH AND LEARNING DISABILITY	282,308	2,303.9490	0	0.0000	145,253	15,000
ACUTE - TEACHING	40,205	105.2300	574,398	1,799.9000	281,000	15,000
ACUTE - LARGE	1,795	3.4200	364,673	364.6730	1,000	1,000



Introduction

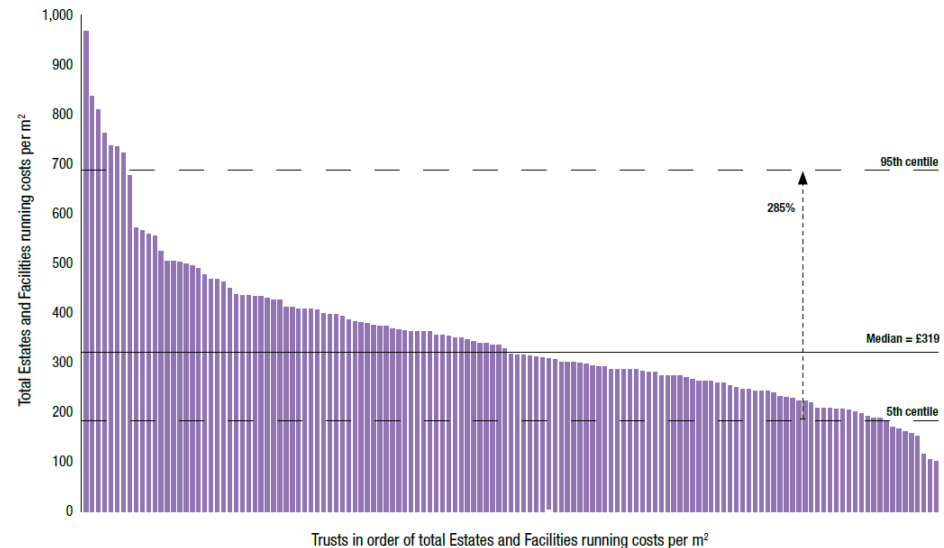
- The value of reporting
- The ERIC report
- Collaborative approach to reporting
- 2016/17 ERIC proposal
- The next steps



Reporting

- Why report?
 - Compare organisations
 - Future planning
 - Peer comparison
 - Efficiency opportunities

Lord Carter Review, 2016



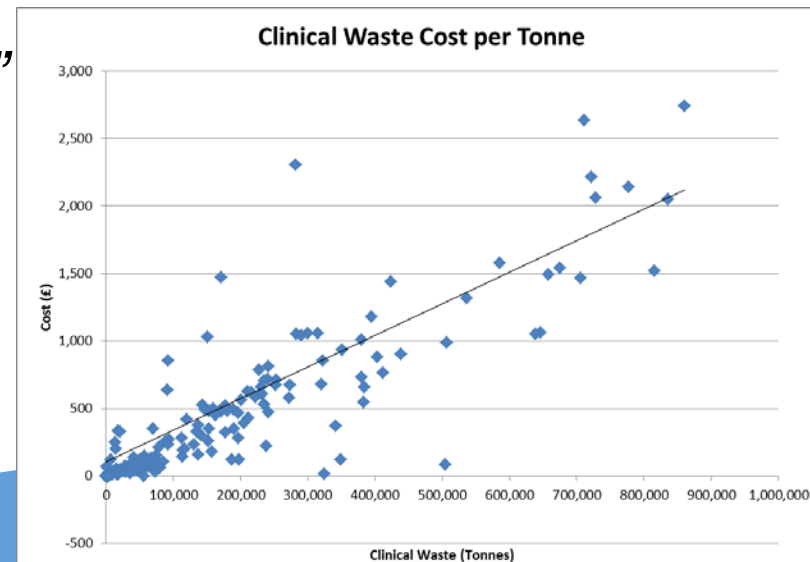
- All depends on data quality



ERIC

- What is Estates Return Information Collection?
 - Collected for the Department of Health by the Health and Social Care Information Centre (HSCIC)
 - NHS England and NHS Wales only
 - Estates and Facilities only
 - *“Collect once, use many times”*
 - Collects data for safety, energy, cleaning, waste, etc.

Data from <http://hefs.hscic.gov.uk/ERIC.asp>





ERIC 2015/16 - waste


- The problem:
 - No waste expert involvement
 - Used old definitions
 - The wrong questions
 - Lack of guidance
- The solution:
 - Collaboration and involvement





Collaborative approach

- Joint effort – NPAG, HefmA, and HSCIC
 - Volunteers to develop the drafts
 - Email networks to comment and query
 - Group meetings
 - Experts
- The opportunity to debate, and agree a common approach





Stages in Hierarchy	Definition	ERIC Questions	
		Weight (Tonnes)	Cost (£)
Prevention	using less material in design and manufacture, keeping products for longer, re-use, using less hazardous materials	n/a	n/a
Preparing for Re-use	checking, cleaning, repairing, refurbishing, whole items or spare parts	n/a	n/a
Recycling	turning waste into a new substance or product, includes composting if it meets quality protocols	1. Recycling weight (Tonnes)	2. Recycling cost (£)
Other recovery	includes anaerobic digestion, incineration with energy recovery, gasification and pyrolysis which produce energy (fuels, heat and power) and materials from waste, some backfilling,	3. Other Recovery weight (Tonnes)	4. Other Recovery cost (£)
Disposal	landfill and incineration without energy recovery	5. Disposal: Landfill weight (Tonnes)	6. Disposal: Landfill cost (£)
		7. Disposal: incineration (No Recovery) weight (Tonnes)	8. Disposal: Incineration (No Recovery) cost (£)



2016/17 Proposal

- 8 new questions
 - Reporting on disposal method not waste type
 - Reporting on Tonnes and £ for all
 - Used existing legal definitions
 - Guidance created from existing frameworks
 - EU Waste Directive (2008/98/EC) - Recovery/ Disposal Codes
 - Environment Agency - Conversion factors
 - Defra – Waste hierarchy
- BUT.. No Prevention or Reuse



Most important lessons

- This wasn't quick...
 - First raised as an issue a year ago
- ...or easy...
 - Multiple organisations with different agendas
 - 50+ waste managers with different agendas
- ...But it was valuable (we hope!)
 - Informed questions + Clear guidance = Good data
- **This can be repeated**

Thank you

Nick Fayers

Divisional Energy and Environmental Manager

Nottinghamshire Healthcare NHS Foundation Trust

Nick.fayers@nottshc.nhs.uk

	15,454	23,2920	18,333	18,3000	68,875	13,139
LEARNING DISABILITY	15,454	23,2920	18,333	18,3000	68,875	13,139
MENTAL HEALTH AND LEARNING DISABILITY	10,701	26,0500	45,019	27,4169	119,614	0
ACUTE - MEDIUM	177,913	521,0100	0	0,0000	55,421	35,886
ACUTE - SPECIALIST	41,000	137,7080	5,918	12,5930	15,824	2,808
ACUTE - TEACHING	423,796	1,436,3900	102,297	218,2500	161,128	56,210
MENTAL HEALTH AND LEARNING DISABILITY	25,742	46,7600	5,358	4,4300	56,330	10,680
AMBULANCE	93,000	853,7000	0	0,0000	90,000	48,000
ACUTE - TEACHING	506,925	989,8079	566,744	348,5297	267,857	182,774
MENTAL HEALTH AND LEARNING DISABILITY	3,466	3,1450	10,534	3,1800	24,966	25,246
MENTAL HEALTH AND LEARNING DISABILITY	43,9860	114,481	100,214	43,9860	114,481	100,214
ACUTE - SPECIALIST	520,000	581,0000	2,500	2,3000	220,000	62,900
MENTAL HEALTH AND LEARNING DISABILITY	282,308	2,303,9490	0	0,0000	145,253	15,000
ACUTE - TEACHING	40,205	105,2300	574,398	1,799,9000	281,000	15,000
ACUTE - LARGE	1,795	3,4200	364,673	0,0000	0,0000	0,0000